

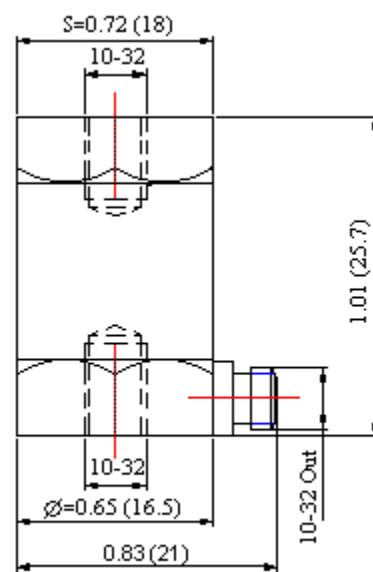
PIEZOELECTRIC COMPARISON ACCELEROMETER

MODEL 1023A

- Back-to-Back Calibration Accelerometer
- Flat Amplitude Response
- Resonance Frequency at 20 KHz
- Stable Thermal Characteristics



actual size



in (mm)

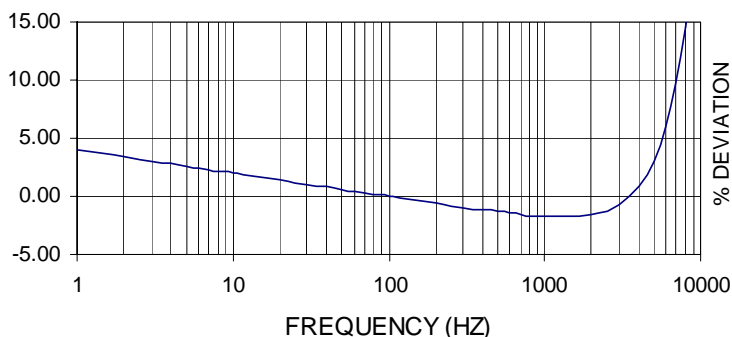
Description

The VIP Sensors Model 1023A is a back-to-back comparison calibration accelerometer used for performing comparison calibrations of other accelerometers. The frequency response range (to 6 KHz) makes it very useful for calibrating a broad range of test accelerometers. The accelerometer is a self-generating device that requires no external power source for operation.

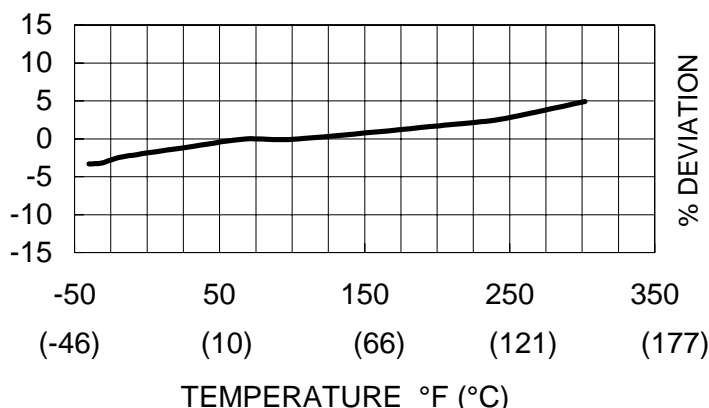
The Model 1023A design is a stainless steel construction that is epoxy sealed against external contamination. Signal ground is connected to the outer case of the unit. When used with an isolated mounting stud, the accelerometer is electrically isolated from ground. The accelerometer features a 10-32 side connector that is used with low-noise coaxial cable for error-free operation.

VIP Sensors Signal Conditioner Models 5002 and 5005 are recommended for use with this high impedance accelerometer.

Typical Amplitude Response



Typical Temperature Response



PIEZOELECTRIC COMPARISON ACCELEROMETER

MODEL 1023A

SPECIFICATIONS

The following performance specifications conform to ISA-RP-37.2 (1964) and are typical values, referenced at +75°F (+24°C) and 100 Hz, unless otherwise noted. Calibration data, traceable to National Institute of Standards and Technology (NIST), is supplied.

	UNITS	
DYNAMIC CHARACTERISTICS		
Axial Sensitivity(20±5°C)	pC/g	1.2 (1.0 minimum)
Transverse Sensitivity	%	≤ 3
Frequency Response		See Typical Amplitude Response
Resonance Frequency	Hz	20,000
Amplitude Response		
± 5 %	Hz	1 – 6,000
± 1 dB	Hz	0.5 – 8,000
Temperature Response		See Typical Temperature Response
Amplitude Linearity	%	≤ 1
ELECTRICAL CHARACTERISTICS		
Output Polarity		Acceleration directed from base into the transducer defined as positive
Resistance	GΩ	>1
Capacitance	pF	40
Grounding		Signal ground connected to case
ENVIRONMENTAL CHARACTERISTICS		
Temperature Range		-40°F to 302°F (-40°C to +150°C)
Humidity		Epoxy Sealed
Shock Limit	g pk	1,000
Base Strain	equiv. g pk/μ strain	0.0002
Magnetic Field Sensitivity	equiv. g rms/gauss (°T)	1.5E-5 (1.5)
Thermal Transient Sensitivity	equiv. g pk/°C (°F)	0.05 (0.09)
PHYSICAL CHARACTERISTICS		
Weight	oz (grams)	1.2 (35)
Case Material		Stainless Steel
Mounting		10-32, torque 2 N-m (18 lbf-in)
Piezoelectric Material		Quartz
Structure		Shear
Output Connector		10-32 receptacle, side mounting
ACCESSORIES		
Included:		Optional:
9006L10 Cable, Low Noise 10-32/10-32, 10 ft (3.3 m)		9505-8 Mounting Stud, Isolated 10-32/10-32
9504-8 Mounting Stud 10-32/10-32, x2		9604 Cable Adapter 10-32/10-32 (extend cable length)
Calibration Sheet		

NOTES

1. Low end response of the transducer is a function of its electronics.